



District Report Card: 2017


State: Rajasthan	District: Jhunjhunu
Class: 3	Subject: Language
Schools: 59	Students: 719


Participation/Coverage


Students

<div>GENDER</div> <div></div>	Boys		Girls	
	Number	%	Number	%
	339	47.15	380	52.85

<div>AREA</div> <div></div>	Rural		Urban	
	Number	%	Number	%
	619	86.09	100	13.91

<div>CATEGORY</div> <div></div>	SC		ST		OBC		GEN	
	Number	%	Number	%	Number	%	Number	%
	194	26.98	9	1.25	472	65.65	44	6.12

<div>CWSN</div> <div></div>	LD	VI	HI	S&LD	ID	Oth
	1	0	0	1	3	1

<div>Management</div> <div></div>	Government		Government-aided	
	Number	%	Number	%
	708	98.47	11	1.53

Average Performance of Students in Language (%)

Overall	Gender		Area		Management		Social Group			
	Male	Female	Rural	Urban	Govt.	Aided	SC	ST	OBC	GEN
83.74	83.23	84.19	82.90	88.93	83.63	90.91	85.77	95.56	82.23	88.48

Performance on Learning Outcomes (LOs)

Learning Outcomes	Description	Average Performance(%)
L304	Reads small texts with comprehension i.e., identifies main ideas, details, sequence and draws conclusions	83.23
L312	Reads printed scripts on the classroom walls: poems, posters, charts etc.	84.76

Range of Performance of Students who Answered Correctly							
Below 30%		30% - 50%		50% - 75%		Above 75%	
Number	%	Number	%	Number	%	Number	%
7	0.97	29	4.03	137	19.05	546	75.94

Lowest Performing Learning Outcomes (LOs)

- 1 - Reads small texts with comprehension i.e., identifies main ideas, details, sequence and draws conclusions (83.23)
- 2 - Reads printed scripts on the classroom walls: poems, posters, charts etc. (84.76)